

IM300 INDUSTRIAL IoT MODULE

FEATURES

- Compact housing to fit tight spaces
- Thermal or visual imaging
- Low power, PoE design
- Secure connection to IoT Cloud
- Optional connection to SCADA and asset management applications

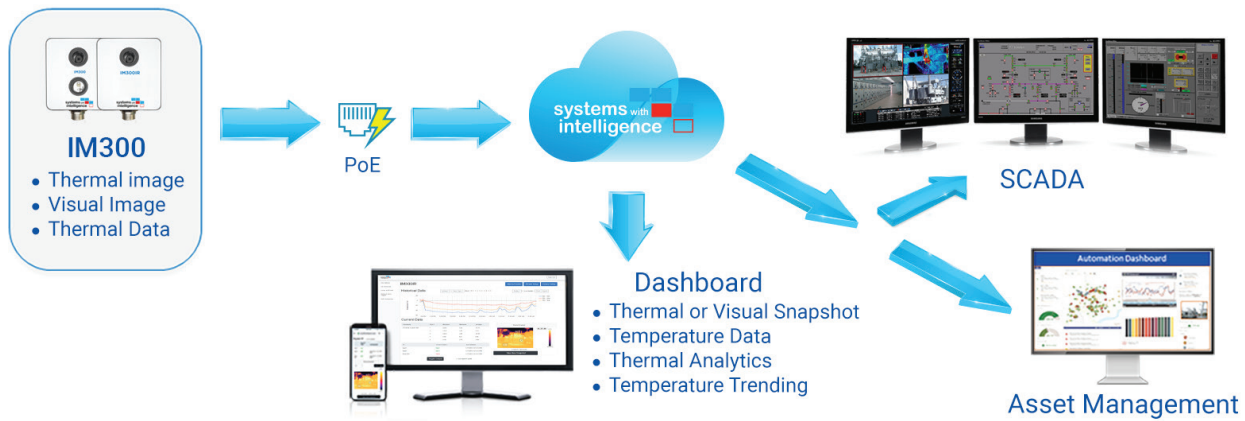
KEY BENEFITS

- High reliability in extreme environments, low maintenance costs
- Simple to install and maintain
- Early detection of thermal anomalies
- Gauge reading, leak and level detection
- Real-time operator alerts

The IM300 Industrial IoT Module monitors and collects asset health data from remote sites. Thermal monitoring mitigates the risks of failure from overheating assets and connection points. Analytics detect anomalies and provide automated warnings. The visual camera provides data for inspections, including fluid levels, leaks, gauge reading, switch status, and more. Signals are transmitted securely from the IM300 to a dashboard on a phone, laptop, or other platform. Remote updates ensure the firmware is current.



INDUSTRIAL IoT ARCHITECTURE



DASHBOARD

- Monitor the site and control remote sensor module
- Thermal trending of monitored assets
- Thermal and visual snapshots
- Configure thermal analytics and alarms

UTILITY GRADE

- Designed for the harsh conditions found in electric power environments
- Immune to the effects of EMI, ESD and voltage surges and interrupts

POWER AND COMMUNICATION

- Power over Ethernet
- Wired Ethernet communications
- Secure encrypted connection to the SWI cloud

The image shows two screenshots of the monitoring software interface. The top screenshot is the **IM300 Dashboard**, which features a **Historical Visual Data** chart showing temperature trends for three boxes (box 1, box 2, box 3) over a 7-day period. It also includes a **Visual Snapshot** of a transformer and a **Device Summary** section with a map and asset details. The bottom screenshot is the **IM300IR Dashboard**, which displays **Historical Data** for temperature (°C) over time, **Current Data** for five boxes, and a **Thermal Snapshot** with a temperature scale from -4°C to 3°C. It also includes a table for **Input/Relay Out** status.

IM300 Dashboard gauge digital reading example

IM300IR Dashboard



TECHNICAL SPECIFICATIONS

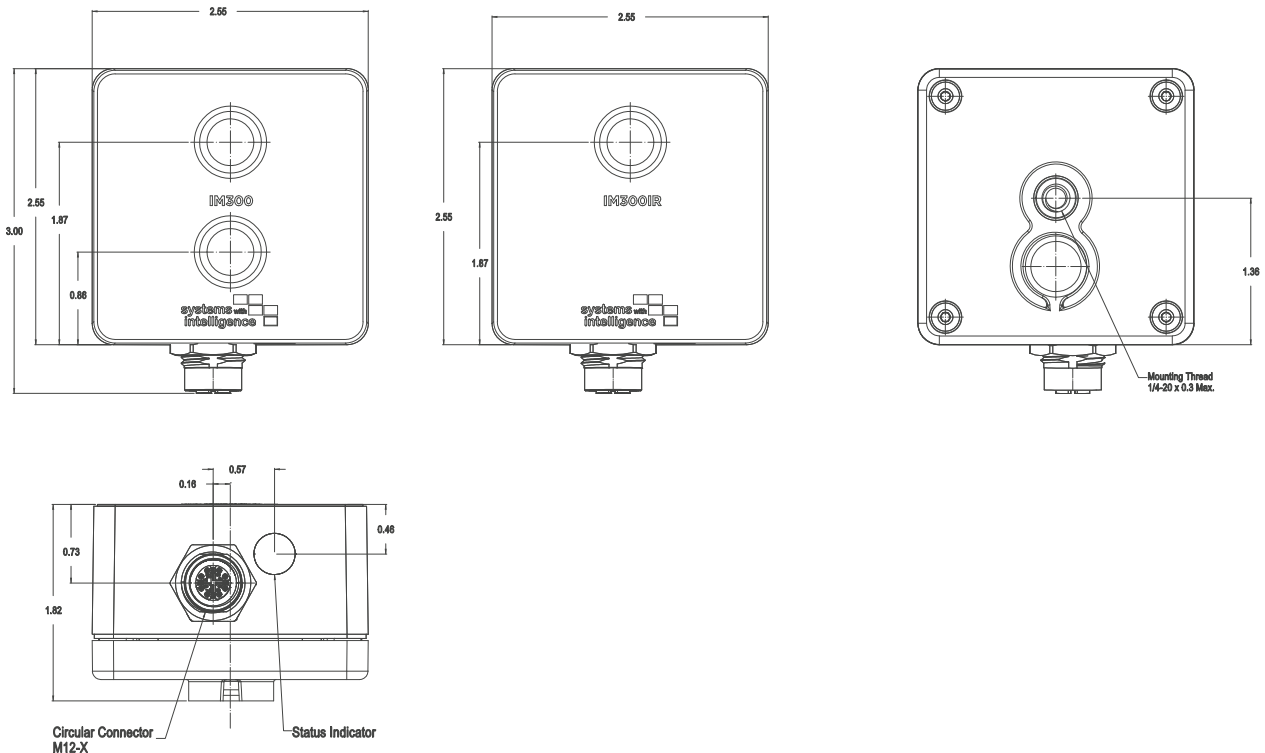



IM300 SPECIFICATIONS	
VISUAL CAMERA	
Resolution	1600 x 1200 pixels
Sensor	1/4" CMOS
FOV	54 degrees
Flashlight	LED, pulsed
INTERFACE/POWER	
Network	10/100 Base-T LAN
Power/LAN connector	M12 - X coded, 8 pins
PoE	IEEE 802.3 af
Power Consumption	~1 W
SOFTWARE	
Software Interface	SWI IoT Cloud
Camera Snapshot	Scheduled or Alarm triggered
Analytics	Level and Gauge detection
Others	Map (location), Camera setup, Alarms
ENVIRONMENTAL	
IP Rating	IP67
Op. Temp	-30 to +60 C
Storage Temp	-40 to +85 C
MECHANICAL	
Dimensions	55mm x 64mm x 45mm
Enclosure	UV Resistant Plastic



IM300IR SPECIFICATIONS	
THERMAL SENSOR	
Resolution	160 x 120 pixels
Sensor	Uncooled Vox Microbolometer
FOV	57 degrees
Spectral Range	8 to 14 um
INTERFACE/POWER	
Network	10/100 Base-T LAN
Power/LAN connector	M12 - X coded, 8 pins
PoE	IEEE 802.3 af
Power Consumption	~1 W
SOFTWARE	
Software Interface	SWI IoT Cloud
Camera Snapshot	Scheduled or Alarm triggered
Analytics	Thermal polygon, temp reporting, temp comparison
Others	Map (location), Camera setup, Alarms

DIMENSIONS Unit: inches





CONFIGURATION

Order Code: IM300-IR



Base Unit	Description
IM300	Base Unit - Visual or Thermal Camera. Power over Ethernet. 2 Year Warranty.
Sensor Type	
IR	Integrated IR sensor
VI	Integrated visual sensor
License and Warranty	
IM300-PL01	1 Year Access to SWI Cloud
IM300-PL02	2 Year Access to SWI Cloud
IM300-PL03	3 Year Access to SWI Cloud
IM300-PL04	4 Year Access to SWI Cloud
IM300-PL05	5 Year Access to SWI Cloud
IM300-WR01	1 year extended warranty for IM300. The warranty can be extended to a maximum of 5 years.
Accessories	
SM-A01	Standard mounting arm for IM300
SM-A02	Extended, magnetic quick mount arm, for up to 3 X IM300
CJBSM-05-XXX-XXX	Junction box supports up to 5 x IM300
SM-MAG	Magnetic Ball Base
SM-POL	Pole Mount Base with Clamp for 4" - 6" Diameter Pole
Note: Other configurations of junction boxes are available. For more information, consult support@systemswithintelligence.com.	
Starter Kit Options	
IM300-SK02-LT-XX	2xIM300 starter kit. Includes junction box, cables, mounting arms and 6 months access to the SWI cloud resources.
IM300-SK03-LT-XX	3xIM300 starter kit. Includes junction box, mounting arms and 6 months access to the SWI cloud resources.
IM300-SK05-LT-XX	5xIM300 starter kit. Includes junction box, cables, mounting arms and 6 months access to the SWI cloud resources.
Note: Other options of start kits are available. For more information, consult support@systemswithintelligence.com.	



Follow Us:



Systems With Intelligence Inc.
 6889 Rexwood Road, Unit #9
 Mississauga, Ontario, CANADA
 L4V 1R2

Tel: +1-289-562-0126
 Fax: +1-289-562-0152

General Inquiries:
info@systemswithintelligence.com

Sales Inquiries:
sales@systemswithintelligence.com

Product Support:
support@systemswithintelligence.com

All specifications in this document are subject to change without notice.

© Copyright 2026 Systems With Intelligence Incorporated. All rights reserved.